



www.paynearme.com

First, log into your wagering account and click on PayNearMe w/ Cash @ 7-Eleven / Family Dollar under funding options.

Account Funding

1 Step 1: Select Funding Method

2

Deposits	Withdrawals
Visa/MasterCard Online	PINpocket
Swift Visa/MasterCard	Check by Mail
Green Dot MoneyPak	Bank Wire
PINpocket	
Credit Card By Phone	
Cashier Check	
Personal Check	
Money Order	
Bank Wire	
Dwolla	
PayNearMe w/Cash @ 7-Eleven/Family Dollar	
In-Person Bank Deposit	

Promo Code

This will be the next screen that you see , please click on View Deposit Slip in order to go forward.



PayNearMe is an easy, convenient way to deposit cash directly into your ADW account following a simple 3-step process:

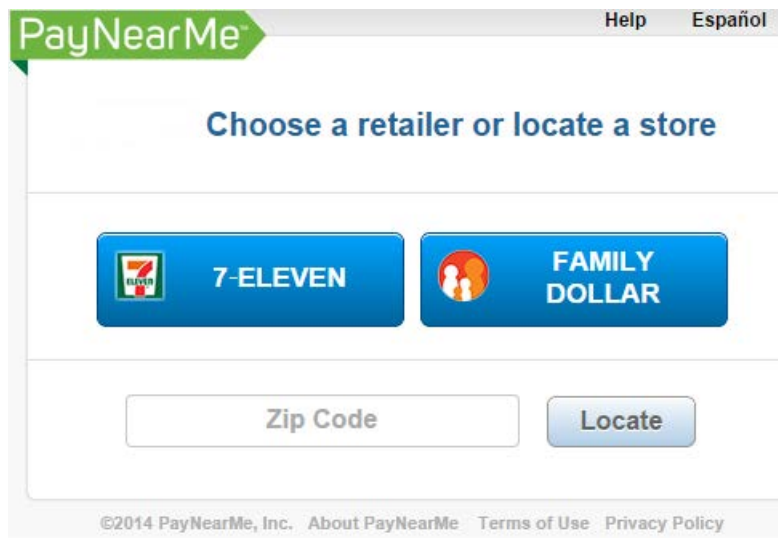
1. Generate a PayNearMe deposit slip.
2. Print the PayNearMe deposit slip out or send it to your mobile phone.
3. Take the deposit slip to a 7-Eleven or Family Dollar (currently available in AL, AR, CA, CO, CT, DE, FL, IA, IN, KY, LA, MA, ME, MN, MT, ND, NH, NJ, NY, OH, OR, PA, SD, VA, VT, WI, WV, WY) and pay them cash. Any amount can be deposited and you can reuse your deposit slip as many times as you like.

Your deposit will be credited instantly to your ADW account, subject to a \$4.99 processing fee.

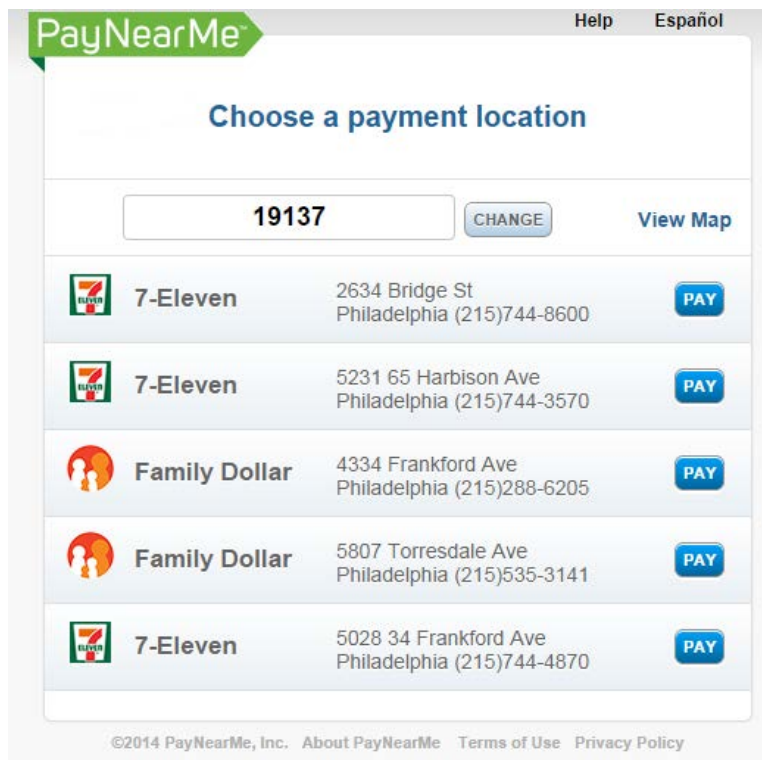
[Back](#)

[View Deposit Slip](#)

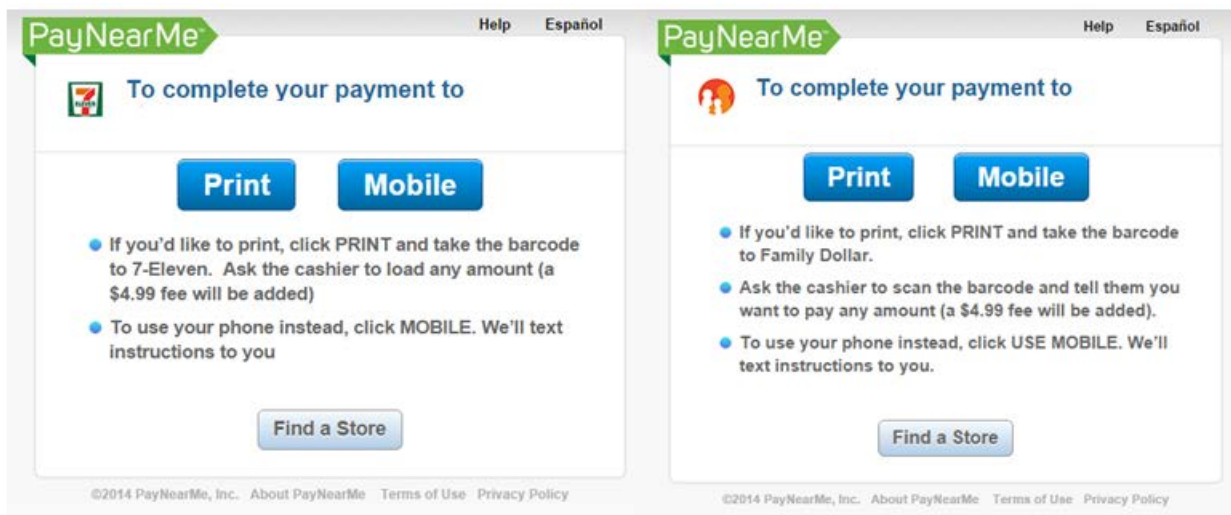
You will then need to choose which store you want to go to 7-Eleven or Family Dollar or Family Dollar. Or if you would prefer to search for the store that is located closest to you, please enter your zip code.



If you are unsure of where a 7-Eleven or Family Dollar is located you can select find a store and enter your zip code and it will give you locations in the area. Click on PAY and it will direct you to the screen for the appropriate store to print your bar code



You will then choose whether to print out the barcode on your home computer or have the barcode sent to your mobile device.



If you choose the print option you will then be prompted to print out a PayNearMe slip as shown below. You will then go to your local 7-Eleven or Family Dollar, tell the clerk the amount you want to LOAD, have the clerk scan the barcode and give them the amount of CASH you want deposited into your wagering account. There will be a processing fee of \$4.99

which will be deducted at the time of payment. The clerk will give you the barcode back for future use and a receipt. The funds are available immediately.

PayNearMe
Pay with Cash at 7-Eleven

Cash payments made easy

Please take this PaySlip to any participating 7-Eleven and follow the instructions below. It's that easy!

- 1** Take this PaySlip and your cash payment to 7-Eleven
- 2** Give PaySlip to cashier and tell them you want to pay any amount
- 3** Keep your receipt as confirmation of your payment

To find a 7-Eleven store near you, visit www.paynearme.com/locations

- Bring this PayNearMe PaySlip to a participating 7-Eleven location.
- Ask them to load any amount. Keep your receipt.
- Total paid as of Feb 19: 0.00.

*List of Fees

Amounts up to	\$1000.00
Processing Fees	\$4.99

Use this PaySlip to pay with cash at any participating 7-Eleven

7-Eleven Sales Associate Instructions

1. Ask Customer for amount to load
2. Press [LOAD] Button on POS
3. Scan Barcode
4. Get payment from Customer
5. Give Customer receipt and Slip

Customer Pays Any Amount ASK CUSTOMER*

Customer or Sales Associate:
Call anytime for help 24x7
(888) 714-0004

LOAD LIKE A GIFT CARD

If you choose the Mobile option you will be prompted to enter your mobile number or email address.

PayNearMe Help Español

Pay with cash on your mobile phone

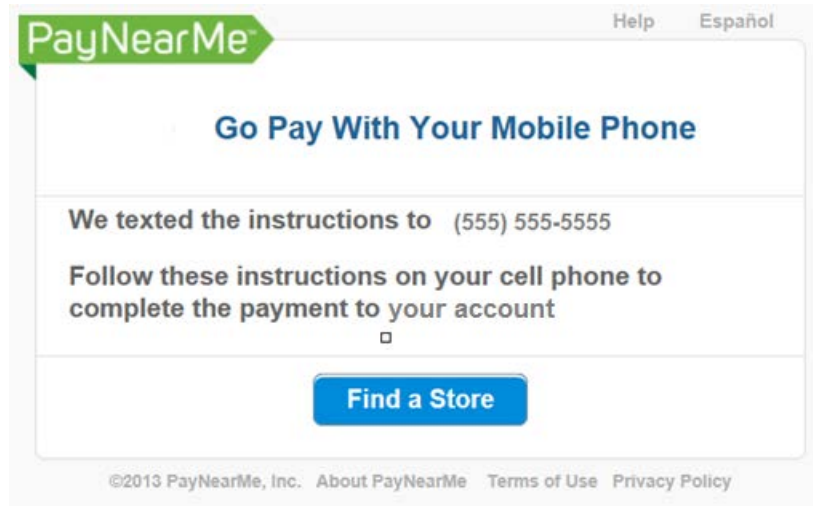
Please enter a phone number or email address where we can send instructions to complete your payment:

OR

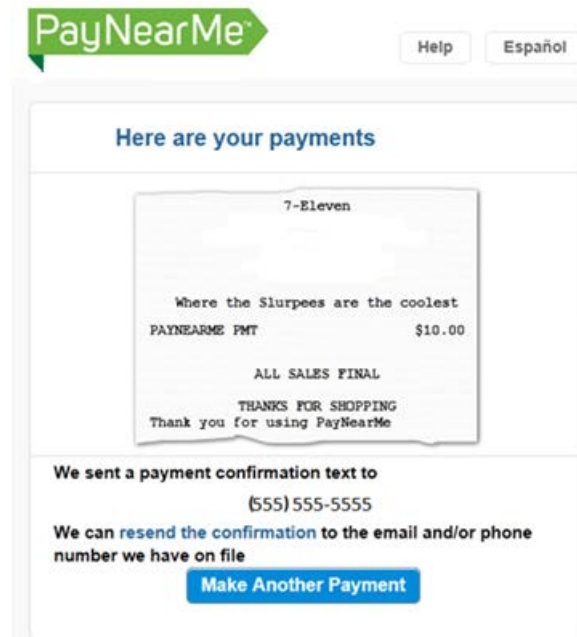
Send to Phone Cancel

©2013 PayNearMe, Inc. About PayNearMe Terms of Use Privacy Policy

Click send to phone and PayNearMe will send you a text message with a link. Click on the link and it will prompt you to take your phone to your local 7-Eleven or Family Dollar store. Once at the store you will click on At Cashier, tell the clerk the amount you want to LOAD, have the clerk scan the barcode and give them the amount of CASH you want deposited into your wagering account. There will be a processing fee of \$4.99 which will be deducted at the time of payment.



The 7-Eleven or Family Dollar clerk will give you a receipt after each PayNearMe transaction and you will also be able to view your receipts online.



Keep in mind that each PayNearMe barcode is associated with a specific account. If you use PayNearMe to fund with multiple companies you will need to make sure to have the correct barcode when putting funds towards it.

At this time PayNearMe is currently available in AL, AR, CA, CO, CT, DE, FL, IA, IN, KY, LA, MA, ME, MN, MT, ND, NH, NJ, NY, OH, OR, PA, SD, VA, VT, WI, WV, WY. PayNearMe is working on getting approval in more states, we will update as each state is approved.